



HAL
open science

Solid state synthesis and X-ray diffraction characterization of $\text{Pu}^{3+}(1-2x)\text{Pu}^{4+}x\text{Ca}^{2+}x\text{PO}_4$

Damien Bregiroux, Renaud Belin, F. Audubert, Didier Bernache-Assollant

► **To cite this version:**

Damien Bregiroux, Renaud Belin, F. Audubert, Didier Bernache-Assollant. Solid state synthesis and X-ray diffraction characterization of $\text{Pu}^{3+}(1-2x)\text{Pu}^{4+}x\text{Ca}^{2+}x\text{PO}_4$. Iain May, Rebeca Alvares and Nicholas Bryan. Recent Advances in Actinide Science ISBN : 0-85404-678-X, RSC Publishing, pp.749-751, 2006, 305. emse-00498244

HAL Id: emse-00498244

<https://hal-emse.ccsd.cnrs.fr/emse-00498244>

Submitted on 17 Aug 2010

HAL is a multi-disciplinary open access archive for the deposit and dissemination of scientific research documents, whether they are published or not. The documents may come from teaching and research institutions in France or abroad, or from public or private research centers.

L'archive ouverte pluridisciplinaire **HAL**, est destinée au dépôt et à la diffusion de documents scientifiques de niveau recherche, publiés ou non, émanant des établissements d'enseignement et de recherche français ou étrangers, des laboratoires publics ou privés.

SOLID STATE SYNTHESIS AND X-RAY DIFFRACTION CHARACTERIZATION OF $\text{Pu}^{3+}_{(1-2x)}\text{Pu}^{4+}_x\text{Ca}^{2+}_x\text{PO}_4$

D. Bregiroux^{1,2}, R. Belin¹, F. Audubert¹ and D. Bernache-Assollant³

¹ Commissariat à l’Energie Atomique, DEN/DEC/SPUA, Cadarache, 13108 Saint Paul Lez Durance, France. E-mail : damien.bregiroux@cea.fr

² SPCTS, Université de Limoges, 123 avenue Albert Thomas, 87060 Limoges, France

³ Ecole Nationale Supérieure des Mines, 158 cours Fauriel, 42023 Saint Etienne, France

1 INTRODUCTION

In the framework of the 1991 French law concerning nuclear waste management, several studies have been carried out in order to elaborate crystalline matrices for specific immobilization of the radionuclides. In the case of high level and long-lived minor actinides (Np, Am and Cm), which are high level and long-lived radioactive elements, monazite, a light rare earth (*Re*) orthophosphate with general formula $\text{Re}^{3+}\text{PO}_4$ (with *Re* = La to Gd), has been proposed as a host matrix, thanks to its high resistance to self irradiation and its low solubility. Monazite crystallizes in the monoclinic space group $\text{P2}_1/\text{n}$. In this structure, trivalent cations (Re^{3+}) could be substituted by an equivalent amount of bivalent (A^{2+}) and tetravalent (B^{4+}) cations, allowing the simultaneous incorporation of Am^{3+} , Cm^{3+} and Np^{4+} . According to Podor’s work¹, the limit of a tetravalent element incorporation in monazite is related to its size in the ninefold coordination (R^{IX}). $\text{Re}^{3+}_{1-2x}\text{A}^{2+}_x\text{B}^{4+}_x\text{PO}_4$ exists in the monazite structure if $1,216\text{\AA} \geq \text{R}_{\text{average}} \geq 1,107\text{\AA}$ and $1,238 \geq \text{R}_{\text{ratio}} \geq 1$ with

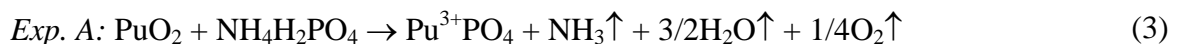
$$\text{R}_{\text{average}} = (1 - 2x)\text{R}_{\text{Re}^{3+}}^{\text{IX}} + x\text{R}_{\text{A}^{2+}}^{\text{IX}} + x\text{R}_{\text{B}^{4+}}^{\text{IX}} \quad (1)$$

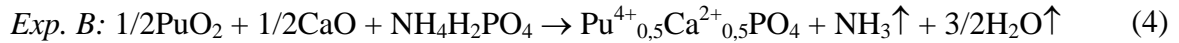
$$\text{R}_{\text{ratio}} = \frac{(1 - 2x)\text{R}_{\text{Re}^{3+}}^{\text{IX}} + x\text{R}_{\text{A}^{2+}}^{\text{IX}}}{(1 - 2x)\text{R}_{\text{Re}^{3+}}^{\text{IX}} + x\text{R}_{\text{B}^{4+}}^{\text{IX}}} \quad (2)$$

The present work deals with the incorporation of the $\text{Pu}^{4+}/\text{Ca}^{2+}$ couple in the monazite structure by solid state synthesis. According to the equation (1) and (2), the maximum incorporation is $x=0.43$, with $\text{Re}^{3+}=\text{Pu}^{3+}$, leading to a compound with the formula $\text{Pu}^{3+}_{0.14}\text{Pu}^{4+}_{0.43}\text{Ca}^{2+}_{0.43}\text{PO}_4$.

2 MATERIALS AND METHODS

The monazite powders were prepared according to the following reactions:





Both compounds were prepared on a few milligrams scale. Starting materials were homogenized by manual grinding in an agate mortar and then fired in a platinum crucible at 1400°C for 2h under air atmosphere in an alumina tubular furnace. The whole process was repeated in order to obtain homogeneous materials. Powders were characterized by X-ray diffraction at room temperature using a high-resolution Siemens D5000 X-ray diffractometer with a curved quartz monochromator and copper radiation from a conventional tube source.

3 RESULTS AND DISCUSSION

3.1 Structure analysis

X-ray diffraction patterns of the two resulting materials are shown on Figure 1. For both, it was found that the plutonium phosphate crystallizes in the monazite structure as expected. For the experiment A, a secondary phase was identified as a tetravalent plutonium phosphate $\text{Pu}^{4+}\text{P}_2\text{O}_7$. This suggests that under air atmosphere, the Pu^{4+} is not completely reduced into Pu^{3+} . This result is in agreement with those of Bamberger² who showed that the apparent stability of PuP_2O_7 in air is due to its very slow rate of decomposition into PuPO_4 . On the other hand, the result of the experiment B is single phased.

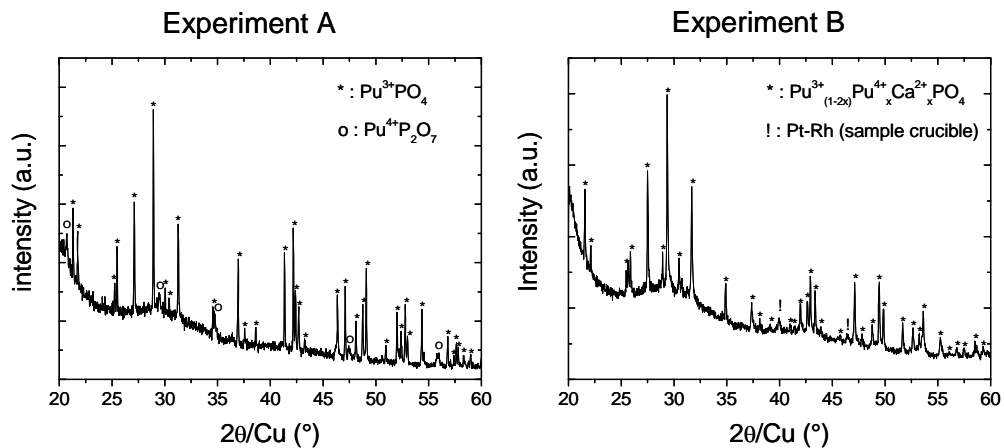


Figure 1 X-ray diffraction diagrams of the synthesized powders

Lattice parameters of the monazite structure are given in table 1. They are lower for monazite B than for monazite A. Since Pu^{4+} and Ca^{2+} are smaller than Pu^{3+} , one can assume that Pu^{4+} was incorporated in the monazite structure.

Table 1 Cell parameters of the synthesized monazite

| | a (nm) | b (nm) | c (nm) | β (°) |
|-------------------|--------|--------|--------|-------------|
| Monazite A | 0,675 | 0,697 | 0,643 | 103,64 |
| Monazite B | 0,667 | 0,687 | 0,636 | 103,99 |

3.2 Determination of the chemical composition

Recently, Terra showed that for $\text{La}^{3+}_{1-2x}\text{Th}^{4+}_x\text{Ca}^{2+}_x\text{PO}_4$ and $\text{Ca}^{2+}_{0,5}\text{Th}^{4+}_{0,5-y}\text{U}^{4+}_y\text{PO}_4$ solid-solutions, the variation of the cell parameters versus x and y is linear from 0 to 0.5³. If we assume a similar evolution with the $\text{Ca}^{2+}_{0,5}\text{Np}^{4+}_{0,5-y}\text{Pu}^{4+}_y\text{PO}_4$ solid solution, the cell

parameters of $\text{Ca}^{2+}_{0.5}\text{Pu}^{4+}_{0.5}\text{PO}_4$ (round points on Figure 2) can be extrapolated from the parameters of the two compositions of the $\text{Ca}^{2+}_{0.5}\text{Np}^{4+}_{0.5-y}\text{Pu}^{4+}_y\text{PO}_4$ solid-solution reported by Tabuteau⁴ (Table 2). The Pu^{4+} incorporation rate in the monazite structure can thus be deduced from the cell parameters (square points on Figure 2) of the monazite B powder. Results show that the monazite B chemical composition ($\text{Pu}^{3+}_{0.4}\text{Pu}^{4+}_{0.3}\text{Ca}^{2+}_{0.3}\text{PO}_4$) is less than expected. According to our recent work on the incorporation of Ce^{4+} in the monazite structure⁵, residual Ca^{2+} should be incorporated in a secondary phase $\text{Ca}_2\text{P}_2\text{O}_7$. This compound was not observed by X-ray diffraction most likely because of the unfavourable signal to noise ratio.

Table 2 Lattice parameters of $\text{Ca}^{2+}_{0.5}\text{Np}^{4+}_{0.5-y}\text{Pu}^{4+}_y\text{PO}_4$ solid solution

| | a (nm) | b (nm) | c (nm) | β (°) |
|--|--------|--------|--------|-------------|
| $\text{Ca}_{0.5}\text{Np}_{0.5}\text{PO}_4$ | 0.6666 | 0.6854 | 0.6370 | 104.11 |
| $\text{Ca}_{0.5}\text{Np}_{0.35}\text{Pu}_{0.15}\text{PO}_4$ | 0.6649 | 0.6840 | 0.6351 | 104.14 |

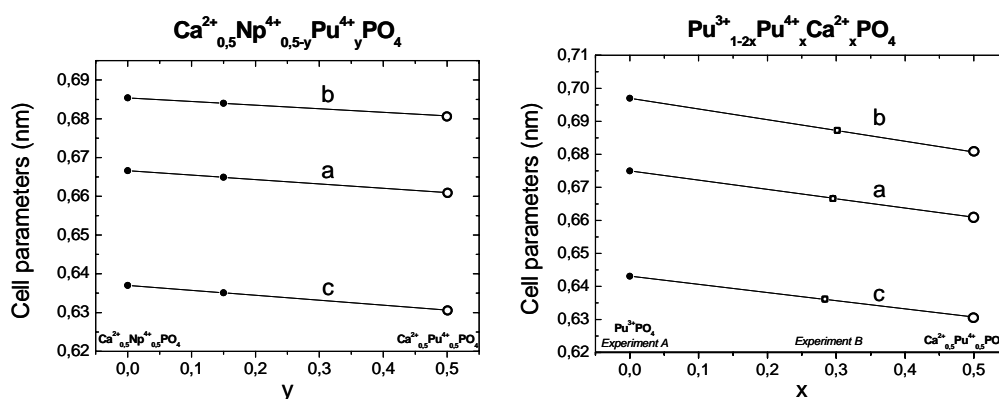


Figure 2 Lattice parameters of $\text{Ca}^{2+}_{0.5}\text{Np}^{4+}_{0.5-y}\text{Pu}^{4+}_y\text{PO}_4$ and $\text{Pu}^{3+}_{1-2x}\text{Pu}^{4+}_xCa^{2+}_x\text{PO}_4$ solid solution versus y and x

4 CONCLUSION

The solid state synthesis of $\text{Pu}^{3+}_{(1-2x)}\text{Pu}^{4+}_xCa^{2+}_x\text{PO}_4$ under air was carried out. $\text{Pu}^{3+}\text{PO}_4$ was not obtained as a single phase and the maximum incorporation of Pu^{4+} in the monazite structure was found to be around $x = 0.3$. To complete the present work, the same experiments will be carried out under inert atmosphere.

References

- 1 R. Podor and al. *Experimental study of Th-bearing LaPO_4 (780°C, 200MPa): Implications for monazite and actinide orthophosphate stability*, Amer. Miner. **82**, pp. 765-771 (1997).
- 2 C.E. Bamberger and al. *Synthesis and characterization of crystalline phosphates of plutonium(III) and plutonium(IV)*, J. Less-Common Met. **97**, pp. 349-356 (1984).
- 3 O. Terra. *Incorporation d'actinides tétravalents dans trois matrices phosphatées: britholite, monazite/brabantite et Phosphate-Diphosphate de Thorium*, thèse de l'Université d'Orsay, Paris XI (2005).
- 4 A. Tabuteau and al. *Monazite-like phases containing transuranium elements (neptunium and plutonium)*, J. Mater. Sci. Lett. **7**, pp. 1315-1317 (1988).
- 5 D. Bregiroux and al. *Study of tetravalent cerium incorporation in the monazite structure*, Atalante 2004 Conference, Nîmes, France (2004)