HAL
open science

A resistive soot sensor for mass quantification through a correlation between conductance and soot mass loading

Amel Kort, F-X. Ouf, T. Gelain, J. Malet, Philippe Breuil, Riadh Lakhmi, Jean-Paul Viricelle

To cite this version:

Amel Kort, F-X. Ouf, T. Gelain, J. Malet, Philippe Breuil, et al.. A resistive soot sensor for mass quantification through a correlation between conductance and soot mass loading. European Aerosol Conference - EAC 2019, Aug 2019, Gothenburg, Sweden. , pp.P1-084, 2019. emse-03177014

HAL Id: emse-03177014

https://hal-emse.ccsd.cnrs.fr/emse-03177014

Submitted on 7 Jun 2021

HAL is a multi-disciplinary open access archive for the deposit and dissemination of scientific research documents, whether they are published or not. The documents may come from teaching and research institutions in France or abroad, or from public or private research centers.

L'archive ouverte pluridisciplinaire **HAL**, est destinée au dépôt et à la diffusion de documents scientifiques de niveau recherche, publiés ou non, émanant des établissements d'enseignement et de recherche français ou étrangers, des laboratoires publics ou privés.

EAC 2019
EUROPEAN AEROSOL CONFERENCE
25-30 Aug 2019 | Gothenburg | Sweden

A resistive soot sensor for mass quantification through a correlation between conductance and soot mass loading

A. KORT[1,2], F-X. OUF[1], T. GELAIN [1], J. MALET[1], P. BREUIL[2], R. LAKHMI[2], J-P. VIRICELLE[2]

Corresponding author : amel.kort@irsn.fr

[1]Institut de Radioprotection et de Sûreté Nucléaire (IRSN), BP 68, 91192 Gif-sur-Yvette Cedex, France
[2]Ecole Nationale Supérieure des Mines, SPIN-EMSE, CNRS:UMR5307, LGF, 42023 Saint-Etienne, France

Context and aim of the study

Nuclear safety

- Fire : one of the most hazardous risks in nuclear facilities
- Assess the consequences of particle emissions on containment devices, such as High Efficiency Particulate Air (HEPA) filters

Principal consequences of a fire



- Radioactive aerosol release,
- Production of a large amount of soot,
- Clogging of HEPA Filters [1],
- Modification of pressure conditions in the facility,

➔ Lack of experimental and quantitative data on soot deposition during a fire,
➔ No real time sensor to provide soot deposited fraction

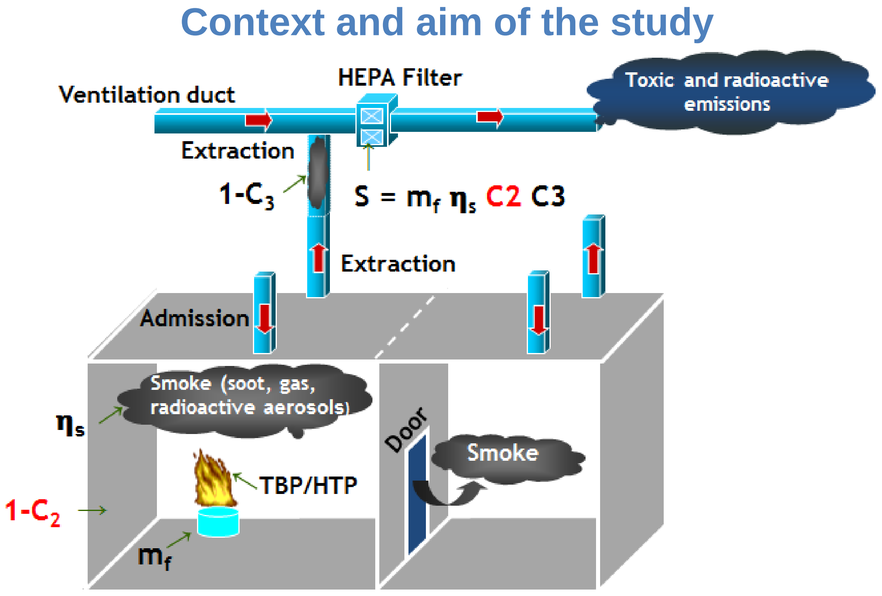

S : mass of soot arriving on HEPA filters (kg),
m_f : amount of consumed fuel (kg),
η_s : soot emission factor (kg of soot per kg of consumed fuel),
1-C2 : fraction of soot deposited on the walls(-),
1-C3 : fraction of soot deposited in the ventilation ducts (-),

Deposit Characteristics

Real scale fire tests

- Relatively homogeneous deposit except on the ceiling
- Walls deposition fraction from **25 to 40 %**
- Deposit flux : **2 to 42 mg/m²/min**
- Deposit rate:

Surface of analysis	90x90 mm	3.5x3.5 mm
Deposit rate	14 to 340 µg/min	0.2 to 5 µg/min

- Deposit thickness from **5 to 8 mm**

➔ Regenerative sensor to avoid saturation

Aim of the study

- Polarization voltage influence on the deposited mass
- Correlation of the soot mass loading to the sensor electrical response

Sensor calibration : electrical response

Resistive soot sensor

Sensor manufacturing

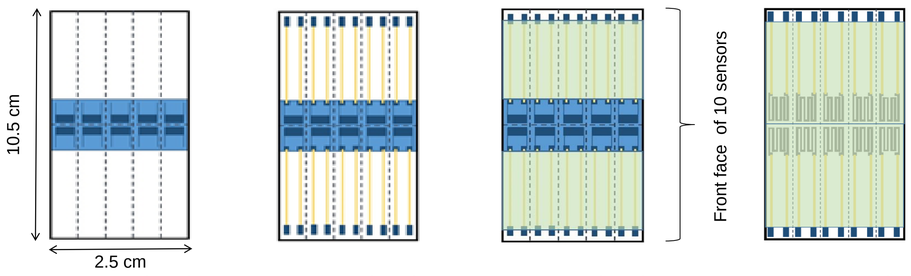

Screen-printed platinum and engraved IDE | Screen-printed electrodes and contact pads | Screen-printed dielectric layer | Rear face of 10 sensors

Sensor principle



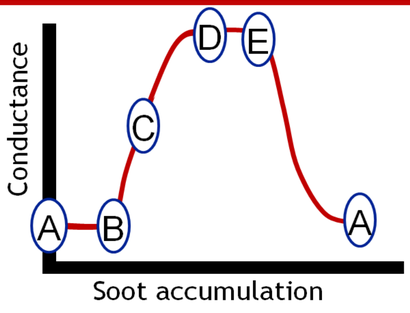



SEM image of a pre-loaded soot sensor under 30 V of polarization voltage [2]

Influence of the polarization voltage on the sensor response [2]

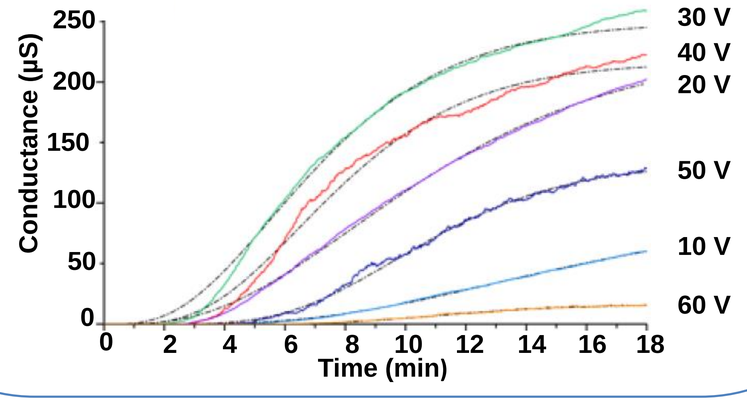

Experimental correlation of mass loading to conductance

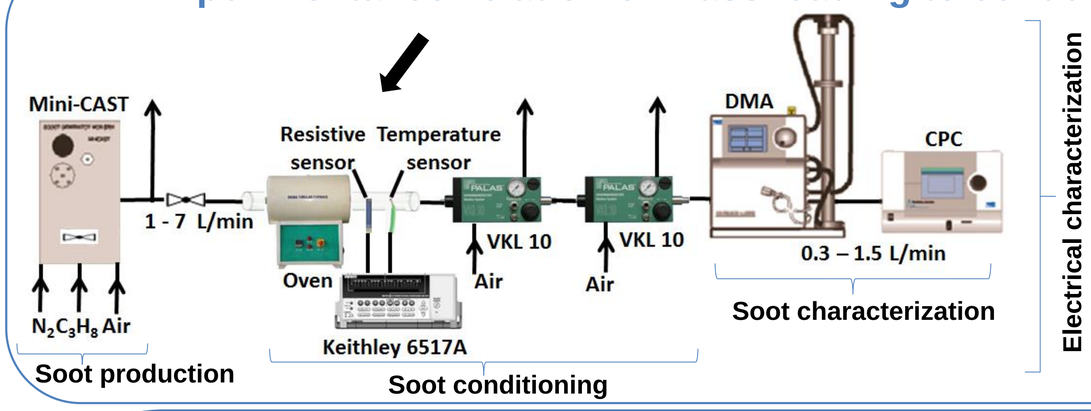

Thermo-optical analysis (determination of Elemental Carbon (EC) deposited mass)

Electrical measurements

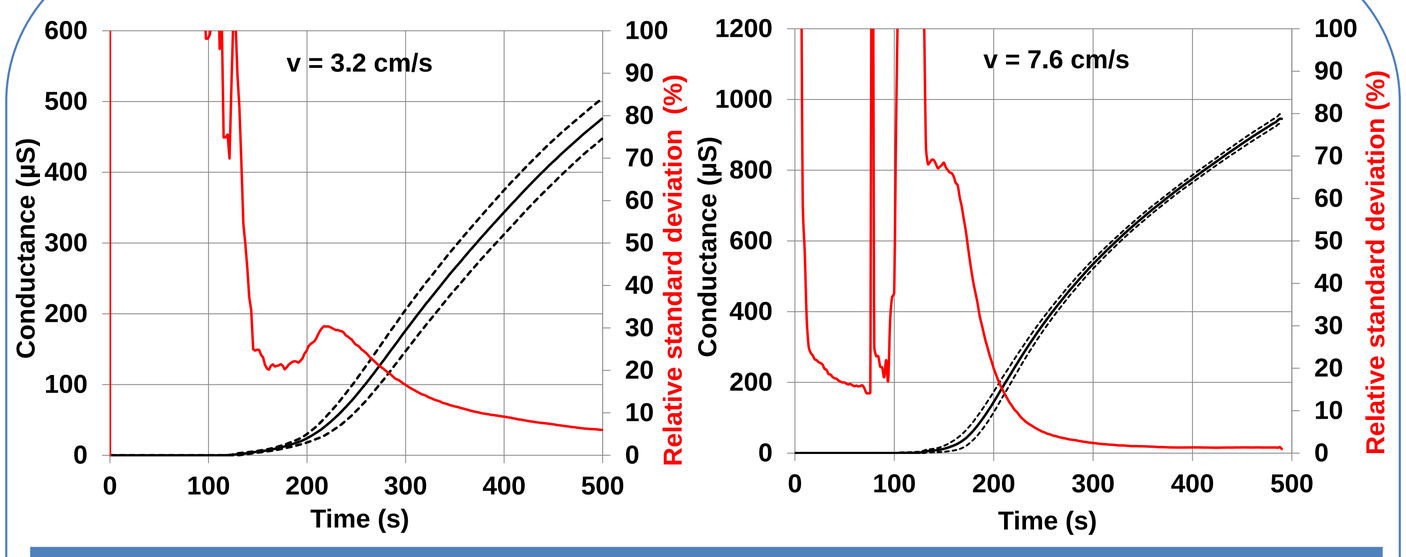

Polarization voltage (V)	Flow Velocity (cm/s)	Particule's median diameter (nm)	Concentration (#/cm³)	Mean percolation Time (s)	Mean reached Conductance at 500 s (µS)
10	3.2	200 (± 1)	9.10^6 (± 10%)	132 (± 16)	476 (± 8)
10	7.6	166 (± 0.5)	$1.5.10^7$ (± 3%)	129 (± 10)	945 (± 10)

➔ A repeatable sensor response that depends on particles' morphology and concentration

Towards real-time quantification : influence of the polarization voltage on deposited mass

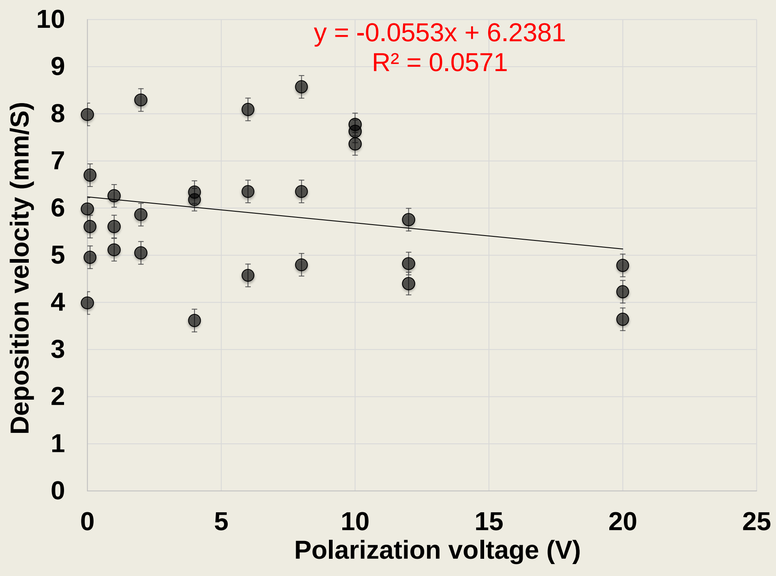

➔ Same deposition velocity under low polarization voltage (0 to 20 V)

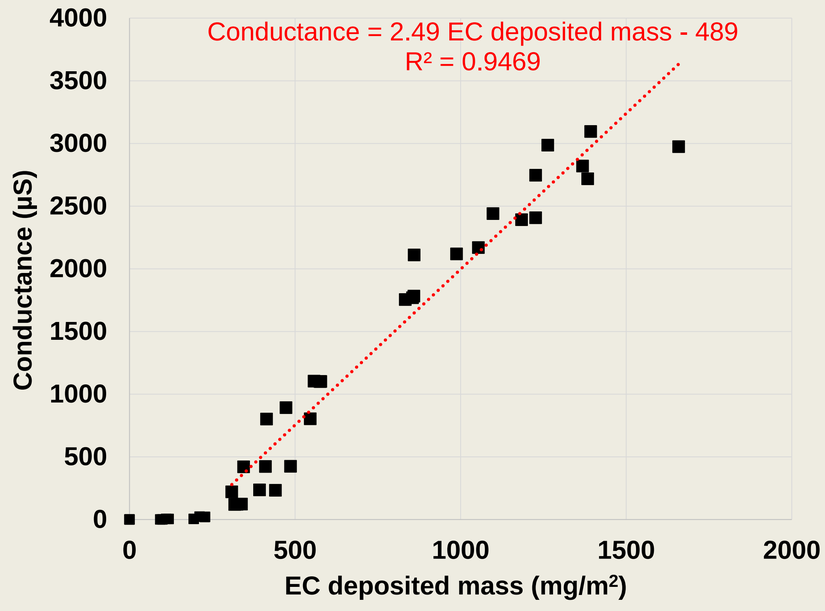

➔ Mass to conductance correlation at a polarization voltage of 10 V

Conclusions and perspectives

Conclusions

- No influence of polarization voltage lower than 20 V on deposited mass
- Soot mass loading to conductance correlation

Perspectives

- Definition of a measurement strategy to determine the required number of sensors to quantify the deposited mass in a facility during a fire
- Identification of the most relevant polarization voltage
- Application of the correlation to realistic soot particles (TBP/HTP)

[1] Bourrous S., Bouilloux, L., Ouf, F. X., Lemaitre, P., Nerisson, P., Thomas, D., & Appert-Collin, J. C. (2016). Measurement and modeling of pressure drop of HEPA filters clogged with ultrafine particles. Powder Technology, 289, 109-117
[2] Grondin, D., Geara, S., Breuil, P., Viricelle, J. P., & Vernoux, P. (2016). Influence of Electrodes Polarization on the Response of Resistive Soot Sensor. Procedia Engineering, 168, 31-34